

Mackenzie Investments Whistler Cup 2017
U14 Men's GS
Giant Slalom
Official Results

COMPETITION JURY

TECHNICAL DELEGATE	Wood Murray	(CAN)
CHIEF OF RACE	Kirchenblatt Carmen	(CAN)
REFEREE	Yeigh Henry	(CAN)
COURSE CHIEF	Ross Graham	(CAN)
START REFEREE	Voss Jan	
FINISH REFEREE	Dorey Diana	

WEATHER

CONDITIONS	Overcast
SNOW	Groomed
AIR TEMPERATURE	-2.0 °C

1st RUN

COURSESETTER	Sebastian	(CAN)
FORERUNNERS		
START	1665 m	
FINISH	1356 m	
DROP	309 m	
HOMOLOGATION	10448/01/12	
GATES	51	
DIRECTIONS	49	
STARTING TIME	0700	

2nd RUN

Ben	(CAN)
START	1665 m
FINISH	1356 m
DROP	309 m
HOMOLOGATION	10448/01/12
GATES	48
DIRECTIONS	47
STARTING TIME	1200

F = 0

Number of competitors: 131, Number of NSA: 10


Rank	Bib	Code	Name	Year	Nation	Run 1	Run 2	Time	Gap
1	10		Ichimura Shuto	2003		1:17.05	1:06.33	2:23.38	
2	3		Huon James	2003		1:16.72	1:06.80	2:23.52	0.14
3	13		Tomovic Aleksa	2003		1:19.10	1:08.06	2:27.16	3.78
4	33		Keller Maximus	2003		1:19.55	1:08.49	2:28.04	4.66
5	23		Burnes Christopher	2003		1:20.47	1:08.35	2:28.82	5.44
6	7		Sola Heming	2003		1:18.63	1:10.58	2:29.21	5.83
7	26		Blanford Kyle	2003		1:19.92	1:09.86	2:29.78	6.40
8	46		Clark Owen	2003		1:20.93	1:08.89	2:29.82	6.44
9	6		Valadka Aleksas	2003		1:20.57	1:09.42	2:29.99	6.61
10	52		Turnbull Ryan	2003		1:22.36	1:07.98	2:30.34	6.96
11	11		Aramburo Lucas	2003		1:20.13	1:10.38	2:30.51	7.13
12	29		Usher Adam	2003		1:21.57	1:10.63	2:32.20	8.82
13	18		Shorter Mattias	2003		1:22.24	1:10.04	2:32.28	8.90
14	105		Kress Colin	2003		1:22.23	1:10.26	2:32.49	9.11
15	24		Holscher Pedro	2004		1:23.65	1:08.88	2:32.53	9.15
16	82		Nakashima David	2003		1:22.17	1:10.57	2:32.74	9.36

Mackenzie Investments Whistler Cup 2017

U14 Men's GS

Giant Slalom

Official Results






























Rank	Bib	Code	Name	Year	Nation	Run 1	Run 2	Time	Gap
17	28		Hoffman Harry	2004		1:21.75	1:11.13	2:32.88	9.50
18	4		Maisono Will	2003		1:21.46	1:11.52	2:32.98	9.60
19	17		Novoa Rodrigo	2003		1:23.36	1:09.65	2:33.01	9.63
20	34		Nellis Taylor	2003		1:23.17	1:10.15	2:33.32	9.94
21	56		Nella Aidan	2003		1:22.27	1:11.37	2:33.64	10.26
22	55		Neylan Ben	2003		1:22.60	1:11.22	2:33.82	10.44
23	1		Dance George	2003		1:23.04	1:11.10	2:34.14	10.76
24	100		Seltzer Graham	2003		1:23.11	1:11.09	2:34.20	10.82
24	58		Stevens Dylan	2004		1:24.14	1:10.06	2:34.20	10.82
26	104		Brown John	2003		1:24.15	1:10.31	2:34.46	11.08
27	19		Morgan Oscar	2004	NSW	1:23.41	1:11.54	2:34.95	11.57
28	120		Katrusiak Nicholas	2004		1:22.98	1:12.16	2:35.14	11.76
29	69		Nicolls John	2003		1:25.52	1:09.89	2:35.41	12.03
30	124		Trinkaus Cody	2003		1:24.15	1:11.29	2:35.44	12.06
31	74		Jacques Andrew	2003		1:23.78	1:11.80	2:35.58	12.20
32	47		Roti Diego	2003		1:23.86	1:12.08	2:35.94	12.56
33	88		Gould Colin	2003		1:24.87	1:11.28	2:36.15	12.77
34	16		McGown Kyle	2003		1:24.28	1:12.16	2:36.44	13.06
35	121		Novota Jordan	2004		1:24.35	1:12.26	2:36.61	13.23
36	118		Bosinger Mats	2004		1:24.59	1:12.72	2:37.31	13.93
37	66		Jay Alex	2003		1:24.65	1:13.60	2:38.25	14.87
38	21		Jaras Agustin	2003		1:26.27	1:12.11	2:38.38	15.00
39	76		Mckinlay Jb	2003		1:24.49	1:13.93	2:38.42	15.04
40	39		Burns Chase	2003		1:24.48	1:14.06	2:38.54	15.16
41	72		Sills-Schvarcz Jamie	2003		1:25.30	1:13.28	2:38.58	15.20
42	116		Fuller Sam	2004		1:24.90	1:13.82	2:38.72	15.34
43	115		Ross Duncan	2004		1:24.44	1:15.06	2:39.50	16.12
44	89		Beaman Josh	2003		1:25.01	1:14.59	2:39.60	16.22
45	95		Cavers Dax	2003		1:24.73	1:14.89	2:39.62	16.24
45	38		Pearson Quinton	2003		1:24.70	1:14.92	2:39.62	16.24
47	67		Wagner Max	2003		1:25.50	1:14.48	2:39.98	16.60
48	71		Hayes Calum	2003		1:25.34	1:14.72	2:40.06	16.68
49	79		Williams Nolan	2003		1:26.06	1:14.03	2:40.09	16.71
50	64		Gillies Jack	2004		1:26.29	1:14.00	2:40.29	16.91
51	60		Kersey Chris	2003		1:25.38	1:15.05	2:40.43	17.05
52	37		Hoskins Jacob	2004		1:26.78	1:13.73	2:40.51	17.13
53	65		Johnston Sage	2004		1:26.62	1:14.00	2:40.62	17.24
54	50		Djurickovic Luka	2003		1:25.43	1:16.05	2:41.48	18.10
55	49		Gibbons Derek	2003		1:26.66	1:15.00	2:41.66	18.28
56	91		Ross Connor	2003		1:26.95	1:14.97	2:41.92	18.54
57	123		Legg Rowland	2004		1:25.52	1:16.59	2:42.11	18.73
58	122		Deck Stang Ambrose	2004		1:25.73	1:16.50	2:42.23	18.85
59	8		Basualdo Maximo	2003		1:27.14	1:15.42	2:42.56	19.18
60	32		Dent Clayton	2003		1:30.07	1:13.34	2:43.41	20.03
61	27		Seward Cameron	2003		1:27.71	1:16.15	2:43.86	20.48
62	129		Forsyth Liam	2004		1:26.45	1:17.65	2:44.10	20.72
63	126		Bennett Tyler	2004		1:26.94	1:17.78	2:44.72	21.34
64	68		Cvetkovic Todo	2003		1:28.67	1:17.37	2:46.04	22.66

Mackenzie Investments Whistler Cup 2017






U14 Men's GS

Giant Slalom

Official Results

Rank	Bib	Code	Name	Year	Nation	Run 1	Run 2	Time	Gap
65	119		Neeves Ben	2003		1:28.03	1:18.72	2:46.75	23.37
66	81		Grant Jaras	2004		1:27.81	1:19.02	2:46.83	23.45
67	103		Welsh Graham	2003		1:28.52	1:18.37	2:46.89	23.51
68	77		Linder Niko	2003		1:28.86	1:18.23	2:47.09	23.71
69	45		Kinghorn Finley	2003		1:29.36	1:18.30	2:47.66	24.28
70	128		Lewis Adam	2003		1:27.66	1:20.15	2:47.81	24.43
71	127		Gottfried Kian	2004		1:28.78	1:19.30	2:48.08	24.70
72	107		Miller Lucas	2003		1:28.73	1:19.46	2:48.19	24.81
73	125		Sadan Logan	2004		1:30.19	1:18.96	2:49.15	25.77
74	51		Proulx Matthew	2003		1:27.95	1:21.41	2:49.36	25.98
75	42		Heisz Charlie	2004		1:30.58	1:21.10	2:51.68	28.30
76	90		Bellamy Thomas	2003		1:29.48	1:22.67	2:52.15	28.77
77	41		Smale Caleb	2003		1:30.39	1:21.86	2:52.25	28.87
78	73		Inglis Theron	2003		1:32.32	1:20.72	2:53.04	29.66
79	94		Arsenault Jonathan	2003		1:31.69	1:21.46	2:53.15	29.77
80	87		Rebele Aiden	2003		1:26.35	1:28.38	2:54.73	31.35
81	25		El-Hakim Aiden	2004		1:32.54	1:22.65	2:55.19	31.81
82	57		Wright Leighton	2004		1:32.80	1:22.95	2:55.75	32.37
83	84		Logan Jack	2003		1:33.72	1:24.07	2:57.79	34.41
84	54		Montgomery Connor	2003		1:38.05	1:24.18	3:02.23	38.85
85	111		Swetland River	2004		1:35.75	1:28.71	3:04.46	41.08
86	110		Zander Dylan	2004		1:37.78	1:31.17	3:08.95	45.57
87	75		Fenkell Connor	2003		1:41.04	1:29.19	3:10.23	46.85
88	83		Jones Holden	2004		1:35.97	1:35.09	3:11.06	47.68
89	80		Laraway Evan	2004		1:46.17	1:28.84	3:15.01	51.63
90	61		Lemmer Max	2003		1:44.26	1:33.61	3:17.87	54.49
91	96		Cvetkovic Bogdan	2004		1:40.43	1:43.86	3:24.29	1:00.91
92	98		Yokoyama Nicholas	2003		1:48.42	1:36.55	3:24.97	1:01.59
93	85		Sugarman Joe	2004		1:48.37	1:40.01	3:28.38	1:05.00

Did Not Start - Run 1 (5)

59			Begin Alexandre	2003		DNS			
93			Campbell-Brunke Wyatt	2004		DNS			
97			Visser Christian	2004		DNS			
112			Bambrough David	2003		DNS			
113			Wood David	2003		DNS			

Did Not Finish - Run 1 (20)












9			Brebner Ashton	2003		DNF			
12			Horwitz Manuel	2004		DNF			
14			Hozmann Rudolf	2003		DNF			
20			Daines Campbell	2004		DNF			
22			Kanazawa Yudai	2003		DNF			
30			Villeneuve Kaiden	2003		DNF			
31			Gatcliffe James	2003		DNF			
35			Lazier Liam	2003		DNF			
36			Jacoby Ben	2003		DNF			

Mackenzie Investments Whistler Cup 2017


U14 Men's GS

Giant Slalom

Official Results

Rank	Bib	Code	Name	Year	Nation	Run 1	Run 2	Time	Gap
43			Vangrunsven Jeremy	2003		DNF			
44			Walkley Trent	2003		DNF			
48			Vlaad Liam	2003		DNF			
63			Harley Hayden	2003		DNF			
86			Shlesinger Owen	2004		DNF			
92			Punchard Coda	2003		DNF			
99			Sharp Evan	2004		DNF			
101			Carruthers Will	2003		DNF			
102			Trans-Chapman Alexis	2003		DNF			
108			Donnelly Brian	2003		DNF			
117			Gilbert Sascha	2004		DNF			





Disqualified - Run 1 (1)

78			Taylor Ian	2003		DSQ			<small>Reason False Start rule 613.7</small>
----	--	--	------------	------	---	-----	--	--	--

Did Not Start - Run 2 (3)

2			Lee Won-Bin	2004		1:25.11	DNS		
53			Jedrzejewski Aleks	2003		1:34.81	DNS		
130			Thomas Callum	2003		1:25.59	DNS		

Did Not Finish - Run 2 (5)

5			Thomas Billy	2004	NSW	1:25.65	DNF		
15			Ohryn Aiden	2003		1:30.56	DNF		
40			Haaheim Erik	2003		1:30.42	DNF		
109			Sweetnam Ryan	2003		1:42.77	DNF		
114			Williams Declin	2003		1:29.15	DNF		

Disqualified - Run 2 (3)

62			Rohwer Nathan	2004		1:35.86	DSQ		Gate 48
70			Krampl Radek	2003		1:33.17	DSQ		Gate 48
106			Cook Ben	2003		1:51.01	DSQ		Gate 29